











Julie's Boro Bead Recipes











Julie Schmidt Bowen
 Owner, Designer
 Autochthonous Evolved © 2010
 URL: <http://autochthonous-evolved.com>
 E-mail: Julie@autochthonous-evolved.com

Pre-kiln Picture	Post-kiln Picture	Recipe
	 Annealing Time: ~1hr at temp	3/7/2010 <ul style="list-style-type: none"> • 2 wraps 7mm GA Amazon Canyon rod dipped in GA #70 Clear frit • Rolled in GA #70 Clear frit • Encased (2 wraps - standard) Rating:
	 Annealing Time: ~1hr at temp	3/7/2010 <ul style="list-style-type: none"> • 2 wraps 4mm GA Amazon Lagoon rod dipped in GA #70 Clear frit • 4 dots on each side, staggered, with 4mm Simax clear • Encased Rating:
	 Annealing Time: ~1hr at temp	3/7/2010 <ul style="list-style-type: none"> • 2 small wraps 7mm NS Orange Crayon (seconds) • Rolled in GA #70 Triple Passion frit • Encased • Rolled with 4mm GA Persimmon Strike rod • Flame struck Rating:
	 Annealing Time: ~1hr at temp	3/7/2010 <ul style="list-style-type: none"> • 2 small wraps 7mm NS Yellow Crayon (seconds) • Rolled in GA #70 Triple Passion frit • Encased • Rolled in GA #70 Triple Passion frit • Flame struck Rating:
	 Annealing Time: ~1hr at temp	3/7/2010 <ul style="list-style-type: none"> • 2 small wraps 7mm NS Red Crayon (seconds) • Rolled in GA #70 Triple Passion frit • Encased • Rolled in GA #70 Triple Passion frit • Flame struck Rating:






Julie's Boro Bead Recipes

Julie Schmidt Bowen
 Owner, Designer
 Autochthonous Evolved © 2010
 URL: <http://autochthonous-evolved.com>
 E-mail: Julie@autochthonous-evolved.com











NOTE: Unless specified, layers are melted in before the next step

Pre-kiln Picture	Post-kiln Picture	Recipe
	 <p data-bbox="526 611 938 642">Annealing Time: ~1hr at temp</p>	<p data-bbox="954 323 1068 354">3/7/2010</p> <ul data-bbox="1003 359 1524 516" style="list-style-type: none"> • 2 wraps 7mm NS Butterscotch rod dipped in #70 GA Triple Passion frit • Wound • Rolled in #70 GA Triple Passion frit • Rolled in #70 GA Clear frit <p data-bbox="954 611 1045 642">Rating:</p>
	 <p data-bbox="526 932 938 963">Annealing Time: ~1hr at temp</p>	<p data-bbox="954 644 1068 676">3/7/2010</p> <ul data-bbox="1003 680 1524 837" style="list-style-type: none"> • 2 small wraps 7mm NS Red Crayon (seconds) • 1 wrap of 4mm GA Persimmon Strike • Rolled in #70 GA Triple Passion • Encased & one flame struck <p data-bbox="954 932 1045 963">Rating:</p>
	 <p data-bbox="526 1253 938 1285">Annealing Time: ~1hr at temp</p>	<p data-bbox="954 966 1068 997">3/7/2010</p> <ul data-bbox="1003 1001 1524 1190" style="list-style-type: none"> • 3 wraps 5mm Simax clear rod • 2 wraps 7mm NS Butterscotch • Rolled in #70 GA clear frit • Rolled in #70 GA Amazon Jewel • Rolled in #70 GA clear frit • Flame reduced <p data-bbox="954 1253 1045 1285">Rating:</p>
	 <p data-bbox="526 1575 938 1606">Annealing Time: ~1hr at temp</p>	<p data-bbox="954 1287 1068 1318">3/7/2010</p> <ul data-bbox="1003 1323 1524 1512" style="list-style-type: none"> • 3 wraps 5mm Simax clear rod • 1 fat wrap 7mm GA Amazon Canyon dipped in #70 GA clear frit • Rolled in #70 GA Amazon Jewel • Rolled in #70 GA clear frit • Flame reduced <p data-bbox="954 1575 1045 1606">Rating:</p>
	 <p data-bbox="526 1896 938 1927">Annealing Time: ~1hr at temp</p>	<p data-bbox="954 1608 1068 1640">3/7/2010</p> <ul data-bbox="1003 1644 1524 1896" style="list-style-type: none"> • 2 wraps 5mm Simax clear rod • 1 fat wrap 5mm Simax clear rod dipped into #70 GA Amazon Jewel frit • Rolled in #70 GA Amazon Jewel frit and reduce • Rolled in #38 GA Silver Strike 5 frit • Encase and flame strike <p data-bbox="954 1896 1045 1927">Rating:</p>

Julie's Boro Bead Recipes











Pre-kiln Picture	Post-kiln Picture	Recipe
	 Annealing Time: ~1hr at temp	3/7/2010 <ul style="list-style-type: none"> • 1 fat wrap 5mm Simax clear rod dipped into #70 GA Amazon Jewel frit • Rolled in #70 GA Amazon Jewel frit and reduce • Rolled in #70 GA Triple Passion frit • Rolled in #38 GA Silver Strike 5 frit • Encase and flame strike Rating:
	 Annealing Time: ~1hr at temp	3/7/2010 <ul style="list-style-type: none"> • 1 fat wrap of 4mm GA Amazon Lagoon dipped into #38 GA Clear frit • Roll in #70 GA Triple Passion frit • Roll in #38 GA Clear frit • Reduce • Encase • Gently flame strike Rating:
	 Annealing Time: ~1hr at temp	3/7/2010 <ul style="list-style-type: none"> • 1 fat wrap 4mm GA Persimmon Strike dipped into #70 GA Triple Passion • Roll in #70 GA Amazon Jewel • Roll in #38 GA Clear frit • Encase • Slightly flame strike Rating:
	 Annealing Time: ~1hr at temp	3/7/2010 <ul style="list-style-type: none"> • 2 wraps 5mm Simax clear dipped into Dragonfly Glasworx Phoenix frit • Encase • Roll in DG Phoenix frit • Roll in #38 GA Clear frit Rating:
	 Annealing Time: ~1hr at temp	3/7/2010 <ul style="list-style-type: none"> • 2 wraps 5mm Simax Clear rod • Roll in DG Europa frit • Roll in #38 GA Clear frit • encase Rating:

Julie's Boro Bead Recipes

Pre-kiln Picture	Post-kiln Picture	Recipe
		<p>3/8/2010</p> <ul style="list-style-type: none"> • 2 wraps 3mm Simax clear rod • Rolled twice in #70 GA Amazon Bronze • Rolled in #38 GA Clear frit • Encase and flame strike
<p>Annealing Time: ~1hr at temp</p>		<p>Rating:</p>
		<p>3/8/2010</p> <ul style="list-style-type: none"> • 2 wraps 3mm Simax clear rod • 1 wrap 4mm GA Persimmon Strike • Rolled in #70 GA Amazon Bronze frit • Encase • One flame struck, one not
<p>Annealing Time: ~1hr at temp</p>		<p>Rating:</p>
		<p>3/8/2010</p> <ul style="list-style-type: none"> • 2 wraps 4mm GA Clover • Rolled in #38 GA Clear frit • encased
<p>Annealing Time: ~1hr at temp</p>		<p>Rating:</p>
		<p>3/8/2010</p> <ul style="list-style-type: none"> • 2 wraps 4mm GA Clover • Rolled in #38 GA Clear frit • Rolled in #70 GA Amazon Bronze frit • Encased & flame struck
<p>Annealing Time: ~1hr at temp</p>		<p>Rating:</p>
		<p>3/8/2010</p> <ul style="list-style-type: none"> • 2 wraps 7mm dark streaky red (?) • Rolled in #38 GA Clear frit • Rolled in #70 GA Amazon Bronze frit • Encased & flame struck
<p>Annealing Time: ~1hr at temp</p>		<p>Rating:</p>











Julie's Boro Bead Recipes

Julie Schmidt Bowen
 Owner, Designer
 Autochthonous Evolved © 2010
 URL: <http://autochthonous-evolved.com>
 E-mail: Julie@autochthonous-evolved.com

Pre-kiln Picture	Post-kiln Picture	Recipe
	 Annealing Time: ~1hr at temp	3/8/2010 <ul style="list-style-type: none"> • 2 wraps 7mm GA Ruby Strike 4 (?) • Rolled in #38 GA Clear frit • Rolled in #70 GA Amazon Bronze frit • Encased & flame struck Rating:
	 Annealing Time: ~1hr at temp	3/8/2010 <ul style="list-style-type: none"> • 2 wraps 7mm NS Yellow Crayon (seconds) • Rolled in #38 GA Clear frit • Rolled in #70 GA Amazon Bronze frit • Encased & flame struck Rating:
	 Annealing Time: ~1hr at temp	3/8/2010 <ul style="list-style-type: none"> • 2 wraps 7mm NS Orange Crayon (seconds) • Rolled in #38 GA Clear frit • Rolled in #70 GA Amazon Bronze frit • Encased & flame struck Rating:
	 Annealing Time: ~1hr at temp	3/8/2010 <ul style="list-style-type: none"> • 2 wraps 7mm NS Butterscotch • Rolled in #38 GA Clear frit • Rolled in #70 GA Amazon Bronze frit • Encased & flame struck Rating:
	 Annealing Time: ~1hr at temp	3/8/2010 <ul style="list-style-type: none"> • 2 wraps 4mm GA Amazon Lagoon • Rolled in #38 GA Clear frit • Rolled in #70 GA Amazon Bronze frit • Encased & flame struck Rating:



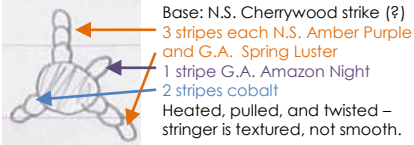








Julie's Boro Bead Recipes

Julie Schmidt Bowen
 Owner, Designer
 Autochthonous Evolved © 2010
 URL: <http://autochthonous-evolved.com>
 E-mail: Julie@autochthonous-evolved.com

Pre-kiln Picture	Post-kiln Picture	Recipe
	 <p data-bbox="526 554 906 583">Annealing Time: ~1hr at temp</p>	<p data-bbox="951 268 1065 298">3/8/2010</p> <ul data-bbox="1000 298 1463 331" style="list-style-type: none"> • 4 wraps 4mm GA Jupiter Sparkle <p data-bbox="951 554 1044 583">Rating:</p>
	 <p data-bbox="526 869 906 905">Annealing Time: ~1hr at temp</p>	<p data-bbox="951 583 1065 613">3/8/2010</p> <ul data-bbox="1000 613 1463 680" style="list-style-type: none"> • 2 wraps 4mm GA Jupiter Sparkle • encased <p data-bbox="951 869 1044 898">Rating:</p>
	 <p data-bbox="526 1190 906 1226">Annealing Time: ~1hr at temp</p>	<p data-bbox="951 905 1065 934">3/8/2010</p> <ul data-bbox="1000 934 1503 1100" style="list-style-type: none"> • 2 wraps 7mm NS Blue Amber Purple (?) • Rolled in #38 GA Clear frit • Encased • Flame struck <p data-bbox="951 1190 1044 1220">Rating:</p>
	 <p data-bbox="526 1545 906 1577">Annealing Time: ~1hr at temp</p>	<p data-bbox="951 1226 1065 1255">3/8/2010</p> <ul data-bbox="1000 1255 1471 1421" style="list-style-type: none"> • 2 wraps 4mm GA Silver Strike 5 • Rolled in #38 GA Clear frit • Encased • Rolled in #38 GA Silver Strike 5 frit • Flame struck <p data-bbox="951 1545 1044 1575">Rating:</p>
	 <p data-bbox="526 1862 906 1898">Annealing Time: ~1hr at temp</p>	<p data-bbox="951 1577 1065 1606">3/8/2010</p> <ul data-bbox="1000 1606 1479 1841" style="list-style-type: none"> • 2 wraps 5mm Simax clear rod • 1 wrap 4mm GA Persimmon Strike • Rolled in #70 GA Triple Passion frit • Rolled in #38 Aquatic Carnival frit • Reduced • Encased • Slightly flame struck <p data-bbox="951 1862 1044 1892">Rating:</p>


Julie's Boro Bead Recipes

Julie Schmidt Bowen
 Owner, Designer
 Autochthonous Evolved © 2010
 URL: <http://autochthonous-evolved.com>
 E-mail: Julie@autochthonous-evolved.com

	Post-kiln Picture	Recipe
		<p>10/18/2009</p> <ul style="list-style-type: none"> 2 side-by-side wraps of twisty <div data-bbox="1052 373 1463 516" data-label="Diagram">  </div> Dotted with clear encased
<p>Annealing Time:</p>	<p>Annealing Time:</p>	<p>Rating:</p>
		<p>10/18/2009</p> <ul style="list-style-type: none"> 2 wraps N.S. Butterscotch, twisted as its laid down Dots of clear Dots of N.S. Amber Purple encased
<p>Annealing Time:</p>	<p>Annealing Time:</p>	<p>Rating:</p>
		<p>10/18/2009</p> <ul style="list-style-type: none"> 2 wraps cobalt base, twisted as it's laid down. 1 full wrap and one 'wavy' wrap of N.S. Amber Purple Dotted with G.A. Spring Luster then dotted with G.A. Persimmon Strike and N.S. Amber Purple encased
<p>Annealing Time:</p>	<p>Annealing Time:</p>	<p>Rating:</p>
		<p>10/18/2009</p> <ul style="list-style-type: none"> 2 wraps cobalt base, twisted as it's laid down. 1 full wrap G.A. Spring Luster, twisted as it's laid down, and one 'wavy' wrap Dotted with G.A. Spring Luster then dotted with G.A. Persimmon Strike and N.S. Amber Purple encased
<p>Annealing Time:</p>	<p>Annealing Time:</p>	<p>Rating:</p>
		<p>10/18/2009</p> <ul style="list-style-type: none"> 2 wraps cobalt base, twisted as it's laid down. 1 full wrap G.A. Persimmon Strike & 1 thin wrap Dotted with G.A. Persimmon Strike then N.S. Amber Purple and G.A. Spring Luster encased
<p>Annealing Time:</p>	<p>Annealing Time:</p>	<p>Rating:</p>

Julie's Boro Bead Recipes

Julie Schmidt Bowen
 Owner, Designer
 Autochthonous Evolved © 2010
 URL: <http://autochthonous-evolved.com>
 E-mail: Julie@autochthonous-evolved.com

Pre-kiln Picture	Annealing Time: Post-kiln Picture	Rating: Recipe
		10/18/2009 <ul style="list-style-type: none"> • dot the to ½" of a 7mm GA Butterscotch rod with 3mm clear • wrap and twist two wraps onto a mandrel • encase
	Annealing Time:	Rating:
	Annealing Time:	Rating:
	Annealing Time:	Rating:
	Annealing Time:	Rating:
	Annealing Time:	Rating:

